


Load cells SAUTER CP P4 · CP P1 · CP P3



CP P4


Single-point load cells made of anodised aluminium



- CE and RoHS compliant
- Accuracy class L
- Dust and spray protection to IP65 (in accordance with EN 60529)
- Aluminium, anodised
- Suitable for price-computing scales, bench scales, platform scales, etc.
- Maximum platform size 200×200 mm
- 4-wire connection
- Nominal sensitivity: 0,9 mV/V

CP P1


Single-point load cells made of anodised aluminium



- Accuracy in accordance with OIML R60 C3
- CE and RoHS compliant
- Dust and spray protection to IP65 (in accordance with EN 60529)
- Aluminium, anodised
- Suitable for price-computing scales, bench scales, platform scales, etc.
- Maximum platform size 250×350 mm
- 4-wire connection
- Nominal sensitivity: 2 mV/V
- Note: Version in accordance with OIML R60 C4 or C5 on request

CP P3

Single-point load cells made of anodised aluminium



- Accuracy in accordance with OIML R60 C3
- CE and RoHS compliant
- Dust and spray protection to IP65 (in accordance with EN 60529)
- Suitable for price-computing scales, bench scales, platform scales, etc.
- Maximum platform size 350×400 mm
- 4-wire connection
- Nominal sensitivity: 2 mV/V
- Note: Version in accordance with OIML R60 C4 on request




















Model	Nominal load	
SAUTER	kg	
CP 300-0P4	0,3	
CP 600-0P4	0,6	

Model	Nominal load	
SAUTER	kg	
CP 3-3P1	3	
CP 5-3P1	5	
CP 6-3P1	6	
CP 8-3P1	8	
CP 10-3P1	10	
CP 15-3P1	15	
CP 20-3P1	20	
CP 30-3P1	30	
CP 35-3P1	35	
CP 40-3P1	40	
CP 50-3P1	50	

Model	Nominal load	
SAUTER	kg	
CP 50-3P3	50	
CP 75-3P3	75	

! Note: Further details and plenty of further accessories see internet

Pictograms

 Adjusting program (CAL): For quick setting of the instrument's accuracy. External adjusting weight required.	 Control outputs (optocoupler, digital I/O): to connect relays, signal lamps, valves, etc.	 Battery operation: Ready for battery operation. The battery type is specified for each device.
 Calibration block: standard for adjusting or correcting the measuring device.	 Analogue interface: to connect a suitable peripheral device for analogue processing of the measurements	 Rechargeable battery pack: rechargeable set.
 Peak hold function: capturing a peak value within a measuring process.	 Statistics: using the saved values, the device calculates statistical data, such as average value, standard deviation etc.	 Mains adapter: 230V/50Hz in standard version for EU. On request GB, AUS or USA version available.
 Scan mode: continuous capture and display of measurements.	 PC Software: to transfer the measurement data from the device to a PC.	 Power supply: Integrated, 230V/50Hz in EU. More standards e.g. GB, AUS or USA on request.
 Push and Pull: the measuring device can capture tension and compression forces.	 Printer: a printer can be connected to the device to print out the measurement data.	 Motorised drive: The mechanical movement is carried out by a electric motor.
 Length measurement: captures the geometric dimensions of a test object or the movement during a test process.	 GLP/ISO record keeping: of measurement data with date, time and serial number. Only with SAUTER printers	 Motorised drive: The mechanical movement is carried out by a synchronous motor (stepper).
 Focus function: increases the measuring accuracy of a device within a defined measuring range.	 Measuring units: Weighing units can be switched to e.g. non-metric at the touch of a key. Please refer to website for more details.	 Fast-Move: the total length of travel can be covered by a single lever movement.
 Internal memory: to save measurements in the device memory.	 Measuring with tolerance range (limit-setting function): Upper and lower limiting can be programmed individually. The process is supported by an audible or visual signal, see the relevant model	 DAkkS calibration possible: The time required for DAkkS calibration is shown in days in the pictogram.
 Data interface RS-232: bidirectional, for connection of printer and PC.		 Factory calibration: The time required for factory calibration is specified in the pictogram.
 Data interface USB: To connect the measuring instrument to a printer, PC or other peripheral devices.		 Package shipment: The time required for internal shipping preparations is shown in days in the pictogram.
 Data interface Infrared: To transfer data from the measuring instrument to a printer, PC or other peripheral devices.	 ZERO: Resets the display to "0".	 Pallet shipment: The time required for internal shipping preparations is shown in days in the pictogram.

Your KERN specialist dealer: