

Load cells SAUTER CR Q1 · CR P1




Fig. shows accessories, load corner SAUTER CE Q42901, for further accessories please visit our online shop

CR Q1

Load cells made of stainless steel

STANDARD




- Accuracy class C1
- Dust and spray protection to IP68 (in accordance with EN 60529), hermetically encapsulated
- Stainless steel
- Area of application: Measuring mass as well as compressive force
- Suitable for vehicle scales, weigh hoppers, vehicle testing equipment, test benches
- Nominal sensitivity: 2 mV/V

CR P1

Load cells made of stainless steel

STANDARD



- Accuracy in accordance with OIML R60 C3
- Dust and spray protection to IP68 (in accordance with EN 60529), hermetically encapsulated
- Stainless steel
- Area of application: Measuring mass as well as compressive force
- Suitable for truck scales, suspended scales, silo scales and other diverse scales, test benches, etc.
- Nominal sensitivity: 1–2 mV/V

Accessories CR Q1:

- Load corner, steel, galvanised, suitable for CR Q1 with nominal load ≤ 10 t, SAUTER CE Q42901
- Load corner, steel, galvanised, suitable for CR Q1 with nominal load ≥ 20 t, SAUTER CE Q42902
- Load corner, steel, rustproof, suitable for CR Q1 with nominal load ≤ 10 t, SAUTER CE RQ42901
- Load corner, steel, rustproof, suitable for CR Q1 with nominal load ≥ 20 t, SAUTER CE RQ42902

Accessories CR P1:

- Load corner for CR 1000-3P1, CR 250-3P1, CR 500-3P1 Steel, incl. pressure piece, SAUTER CE P244011
- Pressure piece for CR 1000-3P1, CR 250-3P1, CR 500-3P1 steel, SAUTER CE P244012
- Load corner for CR 2000-3P1 steel, rustproof, incl. pressure piece, SAUTER CE P244021
- Pressure piece for CR 2000-3P1 steel, rust-proof SAUTER CE P244022



































Model	Nominal load	
SAUTER		
CR 2500-1Q1	2,5 t/25 kN	
CR 5000-1Q1	5 t/50 kN	
CR 10000-1Q1	10 t/100 kN	
CR 20000-1Q1	20 t/200 kN	
CR 30000-1Q1	30 t/300 kN	

Model	Nominal load	
SAUTER		
CR 60-3P1	60 kg/0,6 kN	
CR 130-3P1	130 kg/1,3 kN	
CR 250-3P1	250 kg/2,5 kN	
CR 500-3P1	500 kg/5 kN	
CR 1000-3P1	1000 kg/10 kN	
CR 2000-3P1	2000 kg/20 kN	



Tip: Further details and technical data sheet as well as extensive accessories see internet

Pictograms

 Adjusting program (CAL): For quick setting of the instrument's accuracy. External adjusting weight required.	 Control outputs (optocoupler, digital I/O): to connect relays, signal lamps, valves, etc.	 ZERO: Resets the display to "0".
 Calibration block: standard for adjusting or correcting the measuring device.	 Analogue interface: to connect a suitable peripheral device for analogue processing of the measurements	 Battery operation: Ready for battery operation. The battery type is specified for each device.
 Peak hold function: capturing a peak value within a measuring process.	 Statistics: using the saved values, the device calculates statistical data, such as average value, standard deviation etc.	 Rechargeable battery pack: rechargeable set.
 Scan mode: continuous capture and display of measurements.	 PC Software: to transfer the measurement data from the device to a PC.	 Mains adapter: 230V/50Hz in standard version for EU. On request GB, AUS or USA version available.
 Push and Pull: the measuring device can capture tension and compression forces.	 Printer: a printer can be connected to the device to print out the measurement data.	 Power supply: Integrated, 230V/50Hz in EU. More standards e.g. GB, AUS or USA on request.
 Length measurement: captures the geometric dimensions of a test object or the movement during a test process.	 Network interface: For connecting the scale to an Ethernet network.	 Motorised drive: The mechanical movement is carried out by a electric motor.
 Focus function: increases the measuring accuracy of a device within a defined measuring range.	 KERN Communication Protocol (KCP): It is a standardized interface command set for KERN balances and other instruments, which allows retrieving and controlling all relevant parameters and functions of the device. KERN devices featuring KCP are thus easily integrated with computers, industrial controllers and other digital systems.	 Motorised drive: The mechanical movement is carried out by a synchronous motor (stepper).
 Internal memory: to save measurements in the device memory.		 Fast-Move: the total length of travel can be covered by a single lever movement.
 Data interface RS-232: bidirectional, for connection of printer and PC.	 GLP/ISO record keeping: of measurement data with date, time and serial number. Only with SAUTER printers	 DAkkS calibration possible: The time required for DAkkS calibration is shown in days in the pictogram.
 Data interface USB: To connect the measuring instrument to a printer, PC or other peripheral devices.	 Measuring units: Weighing units can be switched to e.g. non-metric at the touch of a key. Please refer to website for more details.	 Factory calibration: The time required for factory calibration is specified in the pictogram.
 WLAN data interface: To transfer data from the balance to a printer, PC or other peripherals.	 Measuring with tolerance range (limit-setting function): Upper and lower limiting can be programmed individually. The process is supported by an audible or visual signal, see the relevant model	 Package shipment: The time required for internal shipping preparations is shown in days in the pictogram.
 Data interface Infrared: To transfer data from the measuring instrument to a printer, PC or other peripheral devices.		 Pallet shipment: The time required for internal shipping preparations is shown in days in the pictogram.

Your KERN specialist dealer: