



## Sauter GmbH

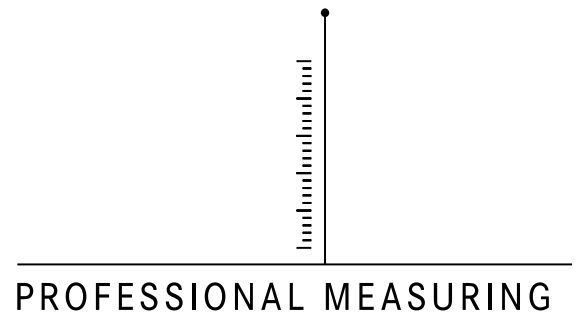
Ziegelei 1  
D-72336 Balingen  
E-Mail: [info@kern-sohn.com](mailto:info@kern-sohn.com)

Tel.: +49-[0]7433- 9933-0  
Fax: +49-[0]7433-9933-149  
Internet: [www.sauter.eu](http://www.sauter.eu)

# Instruction Manual / Data sheet

## CP P2

V. 1.0  
12/2018  
GB



CP P2-BA-e-1810



# SAUTER CP P2

V. 1.0 12/2018

## Instruction Manual / Data sheet

---

---

Summarize:

<b>1</b>	<b>Short description .....</b>	<b>3</b>
<b>2</b>	<b>Available models.....</b>	<b>3</b>
<b>3</b>	<b>Introduction.....</b>	<b>3</b>
<b>4</b>	<b>Warning notes.....</b>	<b>3</b>
<b>5</b>	<b>Warranty .....</b>	<b>4</b>
<b>6</b>	<b>Detailed specifications .....</b>	<b>4</b>
<b>7</b>	<b>Wiring.....</b>	<b>4</b>
<b>7.1</b>	<b>100-300kg .....</b>	<b>4</b>
<b>7.2</b>	<b>400-500kg .....</b>	<b>4</b>
<b>8</b>	<b>Dimensions in mm .....</b>	<b>5</b>
<b>8.1</b>	<b>Dimensions 100-300kg in mm .....</b>	<b>5</b>
<b>8.2</b>	<b>Dimensions 400-500kg in mm .....</b>	<b>6</b>
<b>9</b>	<b>Certificate of Compliance.....</b>	<b>6</b>

## 1 Short description

- Aluminum-alloy IP65 (acc. to EN 60529) single point load cell.
- Colorless anodized
- Suitable for pricing scales, bench scales, etc.
- Maximum platform size 100 – 300kg: 400 x 400 mm
- Maximum platform size 400 – 500kg: 450 x 450 mm
- Accuracy OIML R60 C3
- Option on request accuracy C4 / C5
- OIML certificated
- RoHS conform

## 2 Available models

Capacity	Model
100kg	CP 100-3P2
150kg	CP 150-3P2
200kg	CP 200-3P2
300kg	CP 300-3P2
400kg	CP 400-3P2
500kg	CP 500-3P2

## 3 Introduction

Please pay attention to the notes of the operating manual: read these operating manual carefully before commissioning, even if you already have experience with SAUTER measuring cells.

After receiving the measuring cell, it should be checked in advance whether no transport damage has occurred, whether the outer packaging or other parts or even the article itself has been damaged. If any damage is evident, please inform SAUTER GmbH immediately.

## 4 Warning notes

Observe the national accident prevention regulations.

Not correct executed use of the measuring cell can lead to serious injuries, death, material damage and personal injuries. Use only by trained and experienced people. Never load more than the max. capacity to a measuring cell. Overloaded measuring cells no longer have the required accuracy. Overloaded or deformed measuring cells are no longer allowed to use and must be changed quickly.

Never step under suspended loads.

Always fasten overload- or break security to your construction.

Pay attention to the allowed static and dynamic loads of the used equipment.

Let the measuring cells calibrate at regular intervals.

Only load the measuring cell in its specified load direction. Avoid lateral forces.

Control the measuring cells to deformations and cracks.

Measuring cells with 4-Conductor cable will change their characteristic value when shortened or extended the cable length.

## 5 Warranty

The warranty expires at:

- Disregard of the specifications of the operating manual
- Modification or opening the measuring cell
- Overload
- Mechanical damages
- Damage caused by liquids or media
- Natural loss
- Not correct installation

## 6 Detailed specifications

Output sensitivity ( FS )	mV/V	2.0 ± 0.2
Maximum capacity ( Emax )	kg	100, 150, 200, 300, 400, 500
Max.number of load cell intervals	nLC	3000 3000
Ratio of min. LC verification interval	Y = Emax / vmin	10000 10000
Combined Error	%FS	≤± 0.0230
Minimum dead load	Of Emax	0%
Safe overload	of Emax	150 %
Ultimate overload	of Emax	300 %
Zero balance	of FS	< ± 2.0 %
Excitation, recommended voltage	V	5 ~ 12
Excitation maximum	V	18
Input resistance	Ω	406 ± 6
Output resistance	Ω	350 ± 3
Insulation resistance	MΩ	≥5000 ( at 50VDC )
Compensated temperature	°C	-10 ~+40
Operating temperature	°C	-35 ~ +65
Storage temperature	°C	-40 ~ +70
Recommended torque on fixation bolts	Nm	M6:20 (<30kg only 10) M8: 25

## 7 Wiring

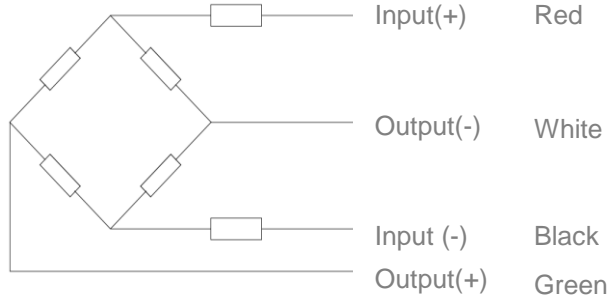
### 7.1 100-300kg

Shielded, 4 conductor cable. Cable diameter: Ø5.3mm. Standard cable length: 2m. Shield not connected to element. Cable jacket in PVC.

### 7.2 400-500kg

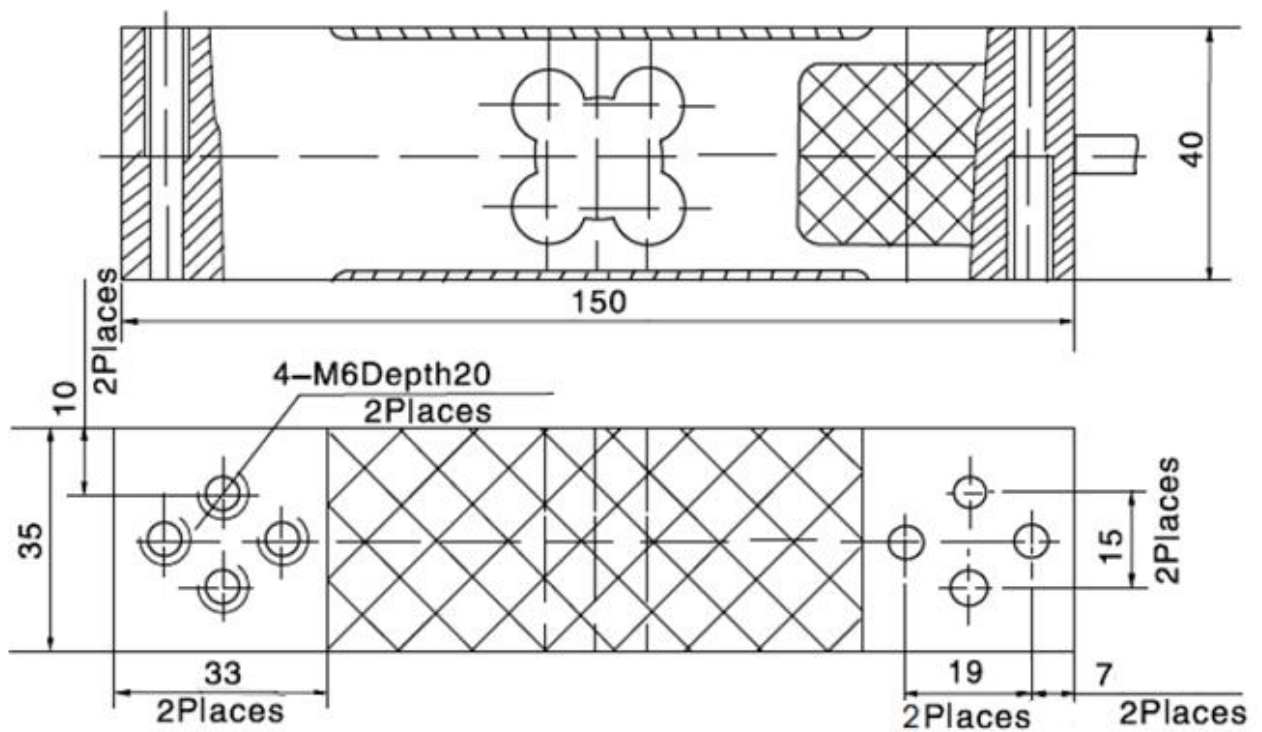
Shielded, 4 conductor cable. Cable diameter: Ø5.3mm. Standard cable length: 3m. Shield connected to element. Cable jacket in PVC.

### 4-wire diagram

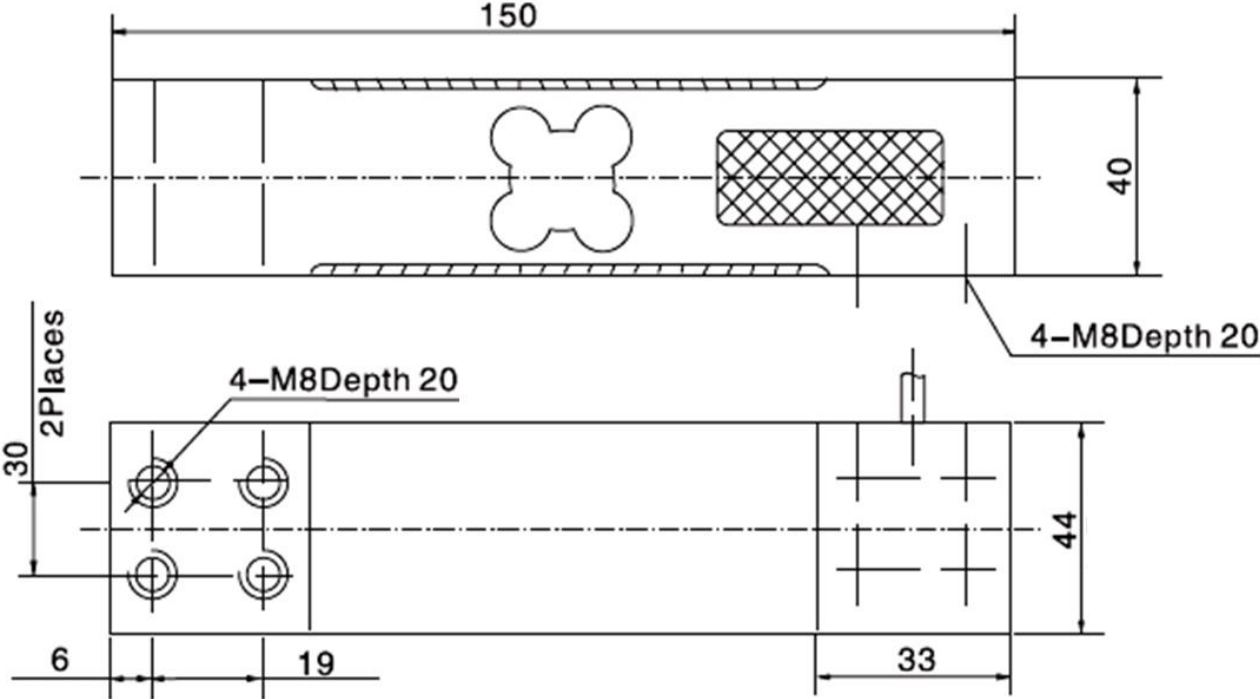


## 8 Dimensions in mm

### 8.1 Dimensions 100-300kg in mm



**8.2 Dimensions 400-500kg in mm**



**9 Certificate of Compliance**

The Certificate of Compliance can be downloaded from the website [www.sauter.eu](http://www.sauter.eu)